

MEDICAL REVOLUTION

BY - BADRI LAL MANMYA

Website - www.badrilalmanmya.com

gmail - badrilalmanmya@gmail.com

1. Abstract :

When we use the 3 percent hydrogen peroxide to inject in the blood of the patient, the hydrogen peroxide by supplying the additional oxygen (the oxygen other than being inhaled by the lungs) will fulfill the level of oxygen (what it is required) in the cell and thus will tend the cell to use process starting from glycolysis and then to oxidative phosphorylation to produce energy. Thus, the hydrogen peroxide by fulfilling the required level of oxygen, tends the cell to achieve the required rate of oxidative phosphorylation process so that the cell can produce proper (or required) amount of ATP to perform its functions and also can produce proper amount of superoxide anions so that, though most of them will be dismutated by the SODs, a few of the superoxide anions (due to low concentration of defence antioxidants in the cytosol where the virus or bacteria is present) will be able to reach up to DNA (or RNA) of the virus (or bacteria) and these few superoxide anions will initiate the process of oxidation of sugar of the nucleotide of the virus or bacteria.

The ROS (produced to reaction between the superoxide anions and the sugar of the nucleotide) will in turn react with the sugar of the adjacent nucleotide and will produce new peroxide radical. As a radical gives to other radical. This process will go on till the dissolution of virus completes or till these ROS do not be dismutated by the SODs.

There is a signal (alarm) system in the cell likewise a fire brigade system connected to a sensor (alarm). When the oxidants (superoxide anions) initiates the process of oxidation (burning) of DNA (or RNA or protein or lipids) of the invader (virus or bacteria or fungi), there at that point in the cytosol where oxidation occurs, the concentration of the antioxidants increases and the antioxidants reaches to the ROS (which is oxidizing the DNA or RNA or protein or lipids of invader) and then dismutase or degrade these ROS and thus the antioxidants stops the oxidation (the burning process).

But, the following capable superoxide anions (produced due to the succeeding oxidative phosphorylation process) will again initiate the process of oxidation of DNA (or RNA or protein or lipids) of the invader and again the antioxidants will reach at there and will dismutase the produced ROS. And, thus antioxidants will again stop the oxidation process (-the burning process).

Thus, by continues efforts, the superoxide anions gradually breakdown the DNA (or RNA or protein or lipids) of the invader (virus/bacteria/fungi).

But, if some of the ROS produced due to dissolution of virus /bacteria, escape from the SODs and march towards the other organelles of the cell to oxidize them, but, there due to high concentration of defence antioxidants (SOD, CAT, GPx) around the organelles, these ROS will also be dismutated by the SODs into the peroxides and these peroxides will in turn be degraded by the CAT and GPx enzymes into the water or respective alcohol and oxygen.

Thus there the virus (or bacteria or fungi) will be dissolved but the cell will remain safe.

2.Verdict : virus can exists in a living cell only when the cell is at low level of oxygen. Living cells need oxygen to survive whereas the viruses do not. When there is low level of oxygen in the cell - this condition is suitable for a virus (parasite) to make a normal cell its host.

3.How to cure :By oxidizing the sugar of the nucleotide of the virus , we can dissolve the virus . Virus, for its genome replication ,take in carbohydrates, lipids and proteins from its host cell.

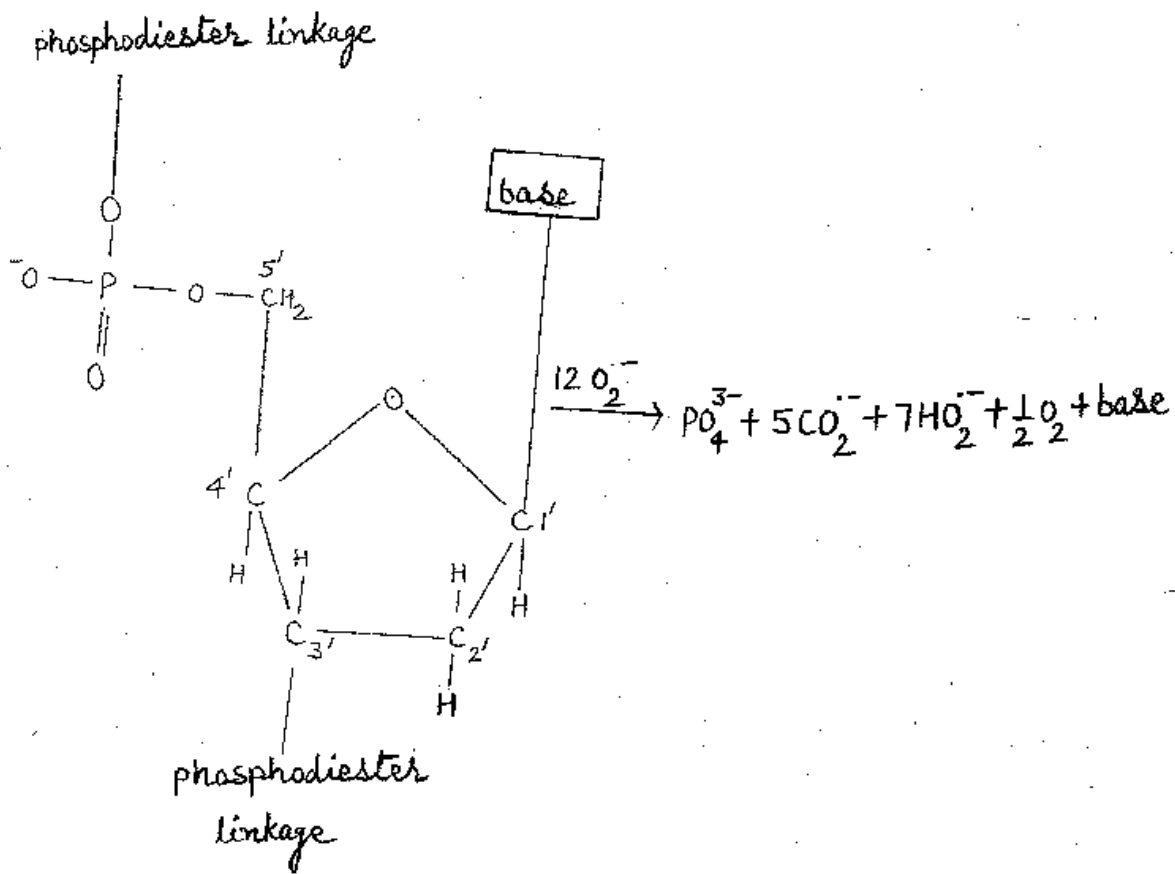

4.How the free oxygen radicals work : There the each nucleotide has two types of bonds -one is glycosidic bond and the another is the phosphomonoester bond. There the each nucleotide (either it is a part of DNA or RNA) has a glycosidic bond between the 1'carbon of sugar and the nitrogen (at N1or N9 position) of the base . similarly there 5' phosphomonoester bond between the 5' carbon of sugar and the oxygen of the phosphate (po_4^{2-})

The oxygen (8) has more electron affinity than the nitrogen (7).So, the free oxygen radicals break the glycosidic bond between the 1'carbon of sugar and the nitrogen of the base and also break the phosphomonoester bond between the 5' carbon of sugar and the oxygen of the phosphate (po_4^{2-}) that are constituting the nucleotide of virus (or bacteria or fungi) that has a living cell as a host.

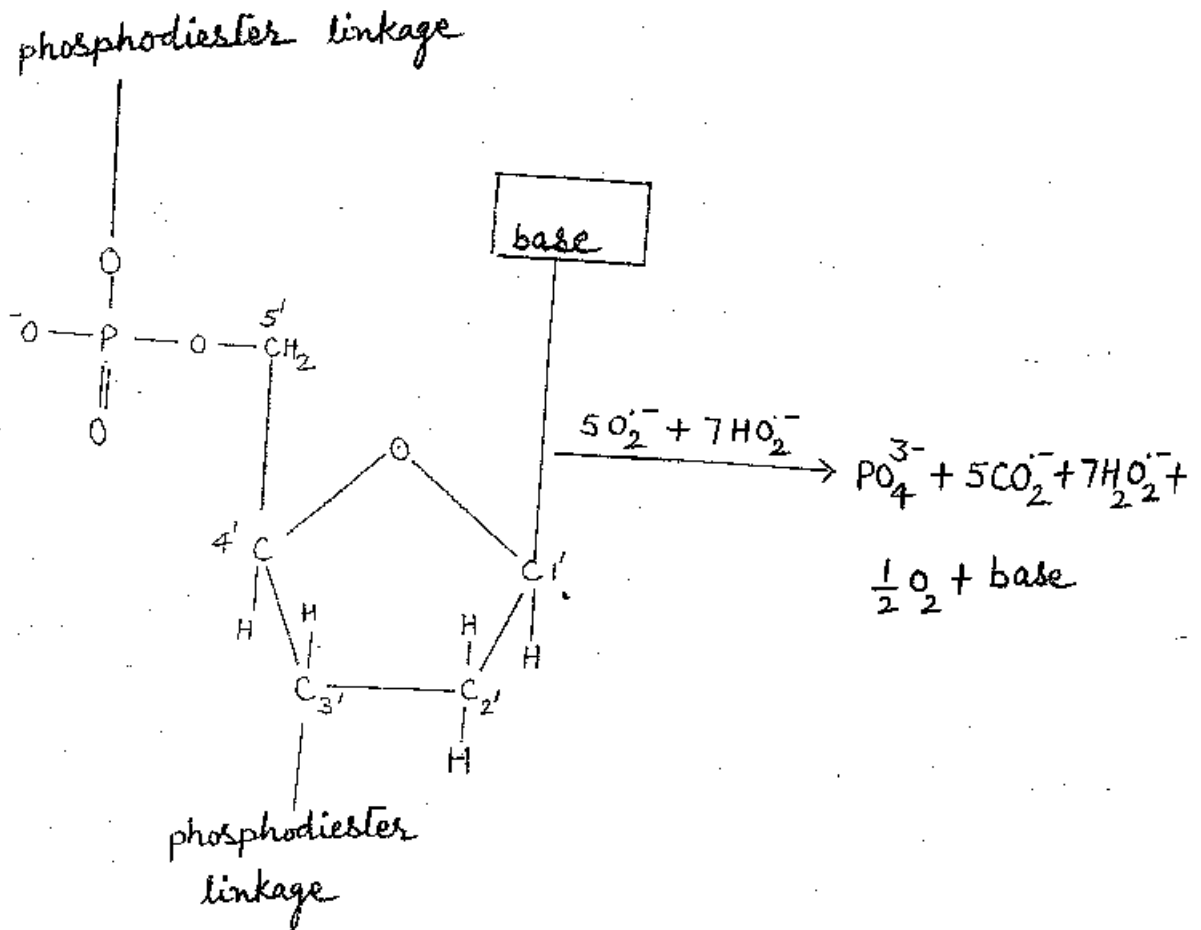
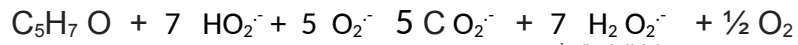
Reaction between the free oxygen radicals and the nucleotide of the virus :

There is a redox reaction between the sugar of nucleotide of the virus and the free oxygen radicals(the superoxide anions) resulting production of carbon dioxide radical and hydroperoxide anions.

(1) if the sugar of nucleotide of the virus is deoxyribose ($C_5H_{10}O_4$) . it is oxidized by the 12 superoxide anions to produce carbon dioxide radical and hydroperoxide anions and oxygen.



(i) The hydroperoxide anions along with superoxide anions oxidizes the sugar of the adjacent nucleotide of the virus to form the carbon dioxide radical and hydrogen peroxide radical.

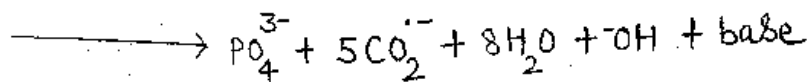
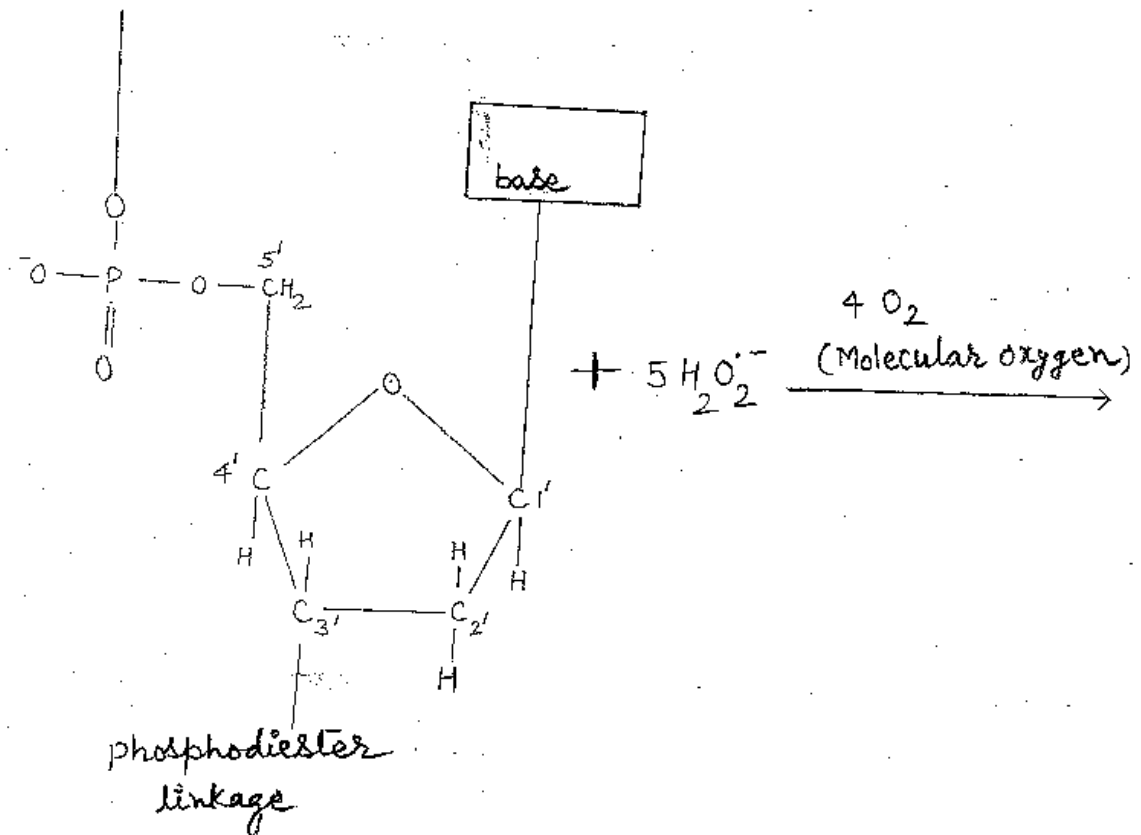


(ii) The hydrogenperoxide radical (along with molecular oxygen) reacts with the sugar of the adjacent nucleotide in two ways.

(a) The hydrogenperoxide radical (along with molecular oxygen) reacts with the sugar of the adjacent nucleotide and form the carbon dioxide radical

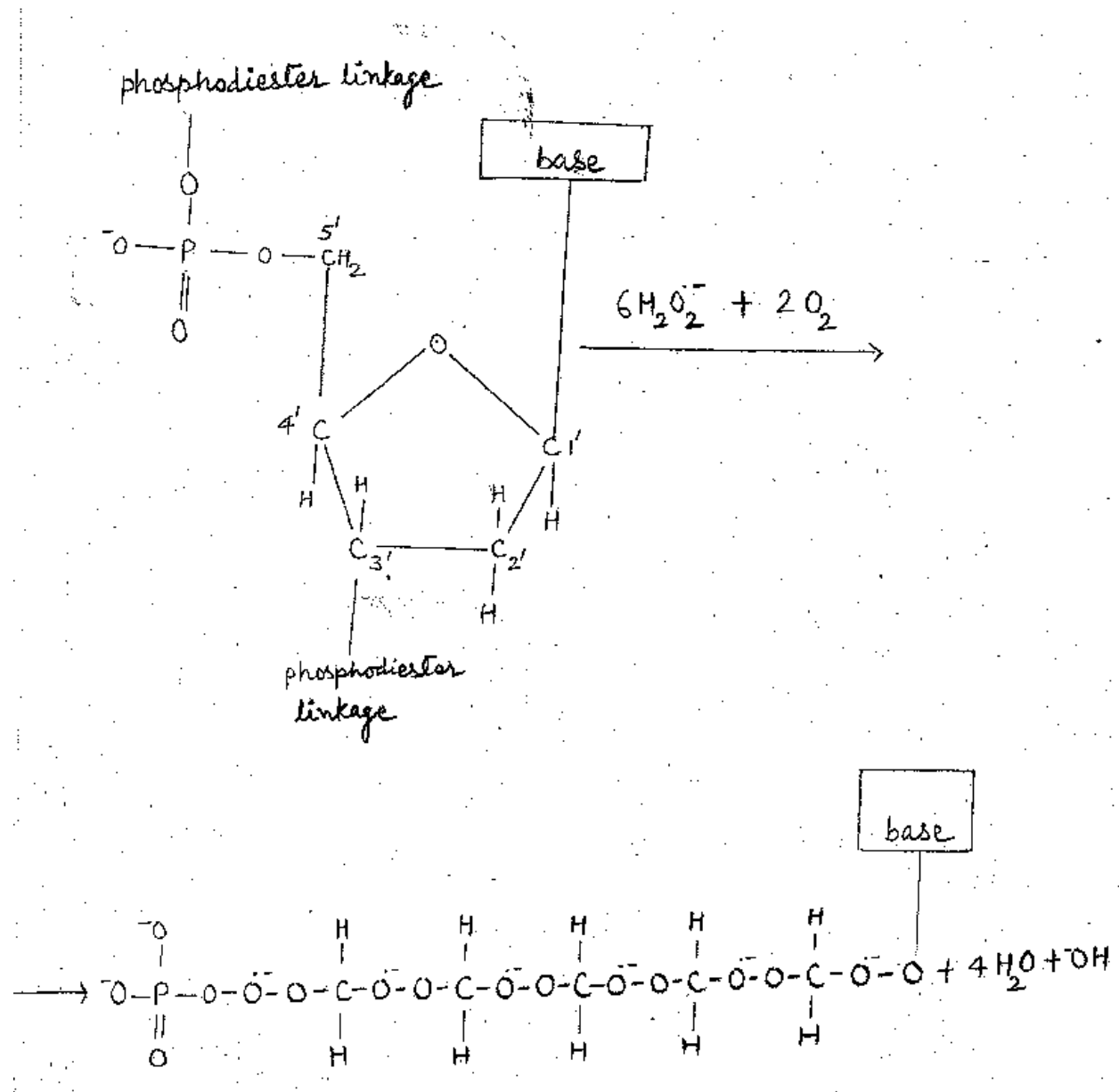


phosphodiester linkage



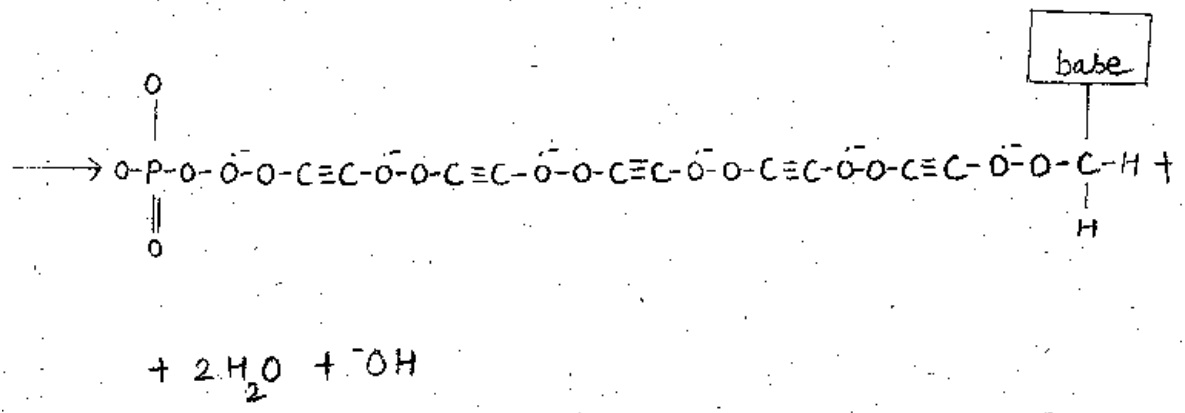
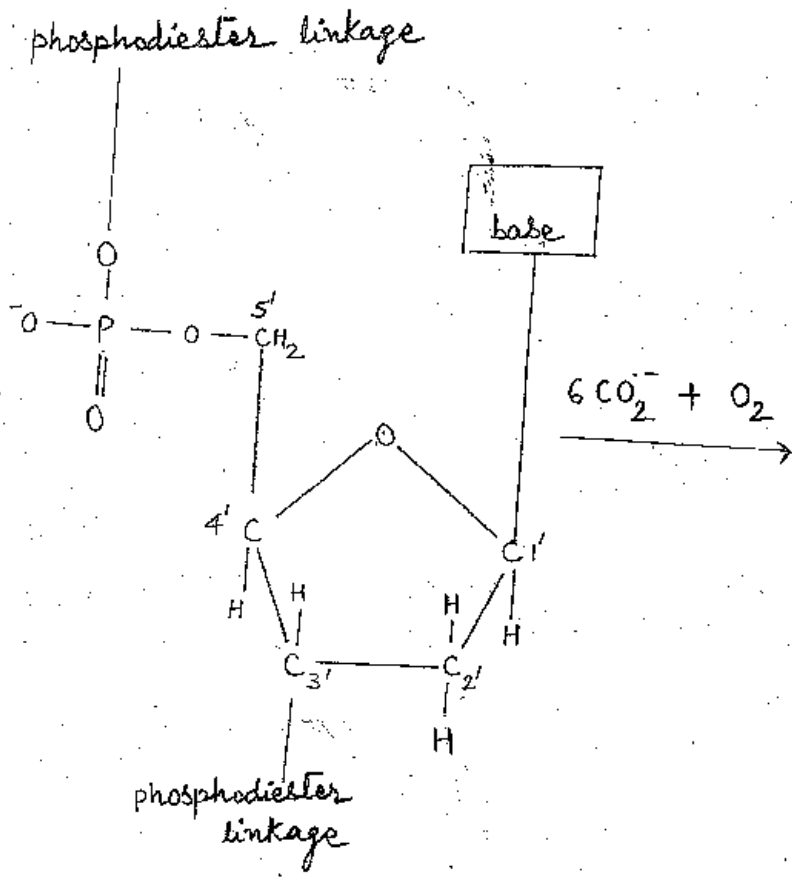
The oxygen atoms of hydrogen peroxide reacts with the carbon of sugar and form carbon dioxide radical whereas all the removed hydrogen atoms (6 from the sugar and 10 from hydrogen peroxide) will react with the molecular oxygen available in the cell.

(B) The hydrogenperoxide radical (along with molecular oxygen) reacts with the sugar of the adjacent nucleotide and form the long chain of peroxide that contains a repeated pattern of $\text{H}_2\text{C O}_2^-$ bonds



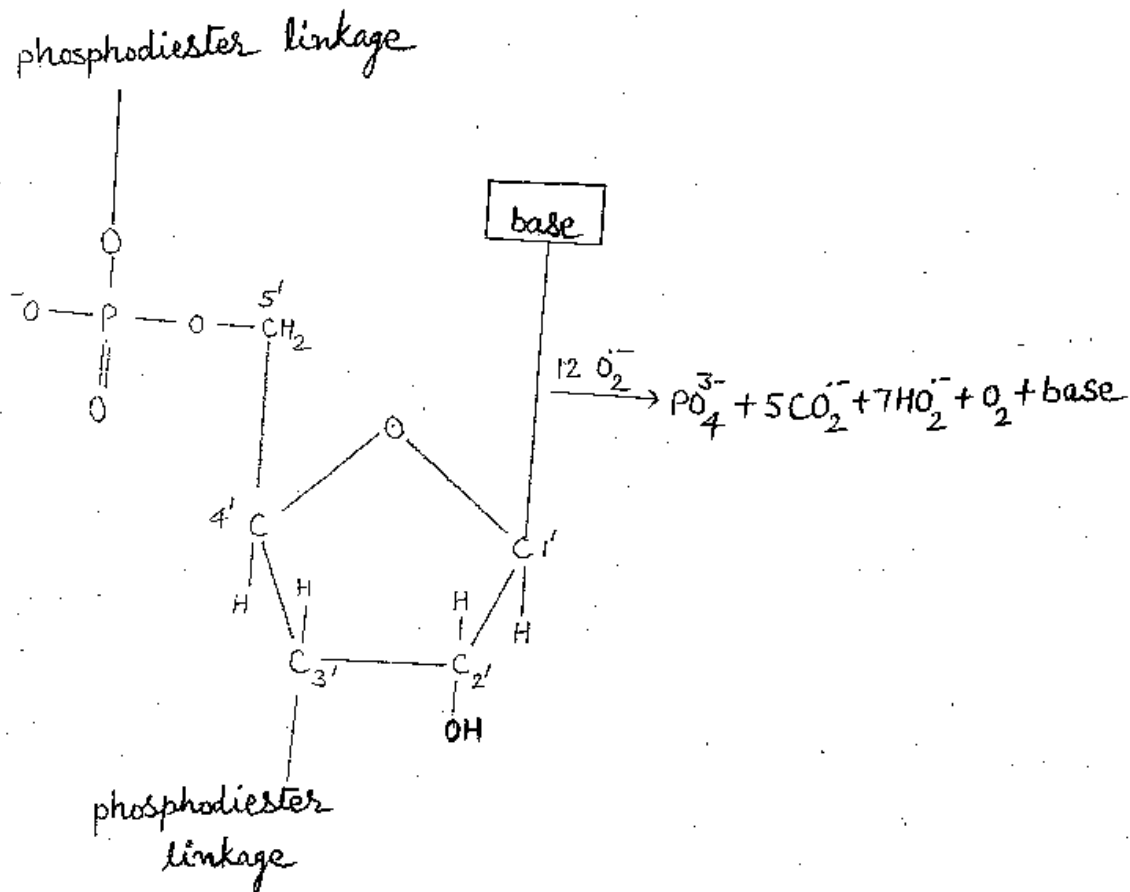
The hydrogen peroxide radical removes 6 hydrogen atoms from the sugar which in turn reacts with molecular oxygen (available in the cell) and from water.

(4) the carbon dioxide radical (with molecular oxygen) reacts with the sugar of the next adjacent nucleotide of virus(or bacteria or fungi) and form a long chain of peroxide which contains a repeated pattern of C(CO₂⁻) bonds



The carbon dioxide radical removes 4 hydrogen atoms from the sugar which in turn reacts with the molecular oxygen (available in the cell) and produce water.

2 if the sugar of nucleotide of the virus is ribose($C_5H_7O_2$). It is oxidized by the 12 superoxide anions to produce carbondioxide radical and hydroperoxide anions and oxygen.



Here, either the sugar is ribose or deoxyribose, both are oxidized by the superoxide anions (or reacts with the ROS) in the same way.

Conclusion: Due to having an extra electron on an oxygen atom, the oxygen molecule (superoxide anions and ROS) is always unsatisfied to the present bonds that this has made with and so always ready to make new bonds leaving the previous ones.

Here a radical (superoxide anions) reacts with the sugar of the nucleotide and gives rise to another radical (carbon dioxide radical and hydrogen peroxide radical) which in turn reacts with the sugar of the adjacent nucleotide and form a long chain of peroxide $C(CO_2^-)$ and $H_2C O_2^-$ respectively which are still radical and goes on to react with the sugar of the nucleotide to increase the chain of peroxide longer and longer till the dissolution of virus (or bacteria) completes.

Here, the superoxide anions initiates the oxidation of sugar of nucleotide of the virus and the produced reactive oxygen species keep this oxidation (or peroxidation) of sugar of nucleotide of virus (or bacteria or fungi) continue until the dissolution of virus(or bacteria or fungi) completes or till these ROS do not come in contact with the SOD enzymes to be dismutased (or degraded)by the SOD.

So ,there the redox reaction is only factor due to which a nucleotide of virus (or bacteria) loses its existence.

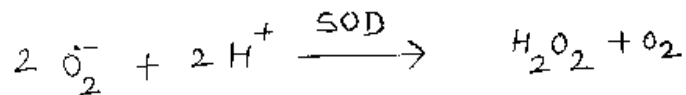
5. How to add oxygen radicals to sugar of nucleotide of virus to dissolve the virus :-
When the cell achieves its required rate of oxidative phosphorylation process there the proper amount of the superoxide anios are available to oxidize sugar of nucleotide of virus (or bacteria or fungi) resulting into a dissolution the virus(or bacteria or fungi) .

In a cell there is a balance between the oxidants and antioxidants. There in the cell so many antioxidants likewise superoxide dismutase (SOD), catalase and glutathione peroxidase which dismutase superoxide anion,break down hydrogen peroxides and hydro peroxides to harm less molecules -water or alcohol and oxygen.

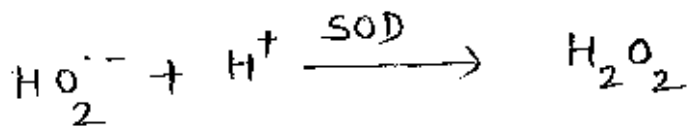
An oxygen molecule gets an electron and becomes a superoxide anion .

In a cell there in the mitochondria ,during oxidative phosphorylation process ,from the leakage of electron transport chain ,electron (s) is transferred to oxygen molecule(s) and so the superoxide anion(s) is produced.

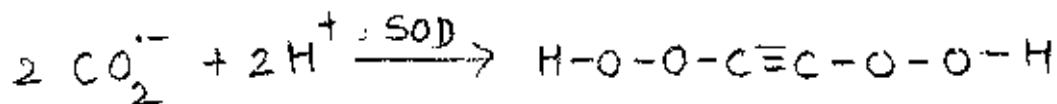
These superoxide anions are dismutased by the superoxide dismutase (SOD) into hydrogenperoxide (which is less hazardous) and oxygen .



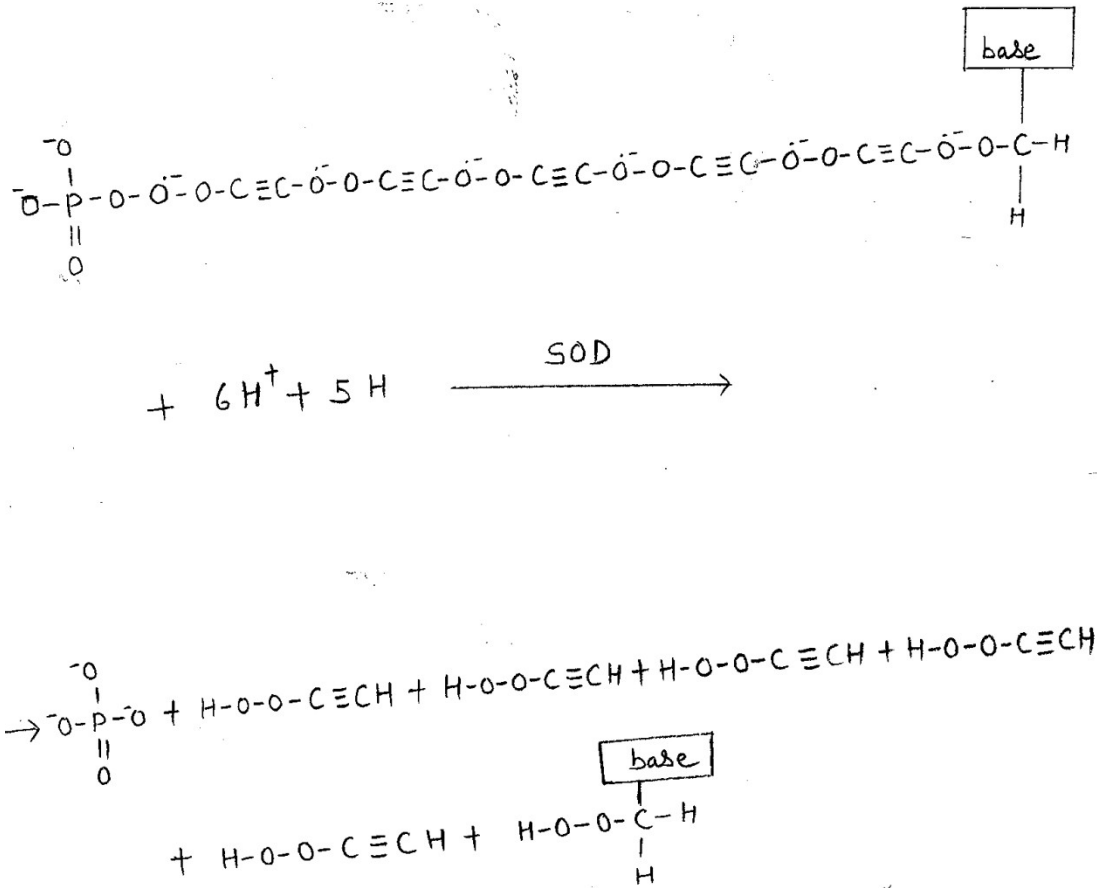
The hydroperoxide anions (produced during the dissolution of the virus) are dismutased by the superoxide dismutase (SOD) into hydrogenperoxide (which is less hazardous) and oxygen



The carbondioxide radicals (produced during the dissolution of the virus) are dismutased by the superoxide dismutase (SOD) into a peroxide (which is less hazardous) and oxygen



The long chain of peroxide radical formed due to reaction between nucleotide and carbondioxide radical is dismutated by the SOD as follows



The catalase (CAT) catalyzes the degradation of hydrogenperoxide into water and molecular oxygen.

The glutathione peroxidase also catalyzes the breakdown of hydrogenperoxide into water and molecular oxygen. The glutathione peroxidase catalyzes the degradation of the other peroxides into respective alcohol and oxygen.

Thus, there are the defence antioxidants (superoxide dismutase (SOD), catalase (CAT), and glutathione peroxidase (GPx) which protect the cell organelles to be oxidized by the

superoxide anion (and the other reactive oxygen species produced due to superoxide anion) produced during oxidative phosphorylation process. .

That is why the produced superoxide anion (and also the other reactive oxygen –the ROS) have to combat these defence antioxidants to reach up to the DNA(which is with / without protective covering and is present in the cytosol) of the virus to oxidize the sugar of the nucleotide of the virus.

The cytosol is more concentrated around the organelles than the points where the organelles are not located.so the concentration of the antioxidants around the organelles is more in comparison to the rest part of the cytosol where the organelles are not located.So that the antioxidants can protect the organelles from the oxidants.

So, when there is enough level of the oxygen in the cell required by it, the cell achieve the required rate of oxidative phosphorylation and so the proper amount of the superoxide anions and hydrogenperoxides are produced. As the concentration of superoxide anions in the cytosol increases, most of the superoxide anions will be dismutated by superoxide dismutase (SOD), but, meanwhile,due to less concentration of antioxidants in the rest part of the cytosol where the virus is present, a few of superoxide anions will be able to reach up to (or attack on) nucleotide of the virus and thus these few superoxide anions will initiate the process of oxidation of sugar of the nucleotide of the virus or bacteria.

The ROS (produced to reaction between the superoxide anions and the sugar of the nucleotide) will in turn react with the sugar of the adjacent nucleotide and will produce new peroxide radical .As a radical gives to other radical .This process will go on till the dissolution of virus completes or till these ROS do not be dismutated by the SODs.

There is a signal (alarm) system in the cell likewise a fire brigade system connected to a sensor (alarm). When the oxidants (superoxide anions) initiates the process of oxidation (burning) of DNA (or RNA or protein or lipids) of the invader (virus or bacteria or fungi) ,there at that point in the cytosol where oxidation occurs ,the concentration of the antioxidants increases and the antioxidants reaches to the ROS (which is oxidizing the DNA orRNA or protein or lipids of invader) and then dismutase or degrade these ROS and thus the antioxidants stop the oxidation (the burning process).

But, the following capable superoxide anions¹ (produced due to the succeeding oxidatve phosphorylation process will again initiate the process of oxidation of DNA (or RNA or protein or lipids) of the invader and again the antioxidants will reach at there and will dismutase the produced ROS. And, thus antioxidants will again stop the oxidation process (-the burning process).

Thus, by continues efforts, the superoxide anions gradually breakdown the DNA (or RNA or protein or lipids) of the invader (virus/bacteria/fungi).

But ,if some of the ROS produced due to dissolution of virus /bacteria, escape from the SODs and march towards the other organelles of the cell to oxidize them, but, there due to high concentration of defence antioxidants (SOD, CAT, GPx) around the organelles , these ROS will also be dismutated by the SODs into the peroxides and these peroxides will in turn be degraded by the CAT and GPx into the water or respective alcohol and oxygen.

Thus there the virus (or bacteria or fungi) will be dissolved but the cell will remain safe.

So, as the concentration of superoxide anions (and other ROS produced due to dissolution of the virus or bacteria) increases in the cytosol of the cell, the cell comes under oxidative stress. Some of the ROS produced during the dissolution of the virus or after dissolving the virus, if are able to escape from the SODs available at the point where the dissolution of virus occurs and march towards the organelles of the cell to oxidize them, but due to high concentration of antioxidants around the organelles, these ROS will also be combated by the antioxidants and thus the antioxidants keep the cell safe. Thus , within milliseconds, the defence antioxidants dismutase or breakdown all the oxygen radicals(the ROS) and thus reduce (or balance) the oxidative stress.

Though, there the defence antioxidants (SOD, CAT, GPx) are present in the cytosol of the cell as well as in the organelles of the cell, some of the superoxide anions (or ROS) may reach up to the lipid membrane of the organelles to oxidize it by making lipid peroxides. So, due to superoxide anions there may be a somewhat damage in the lipid membrane of the organelles due to lipid peroxidation process.

As we have tended the cell to achieve its normal required rate of oxidative phosphorylation , so there only a limited number of the superoxide anions will take part in the dissolution of virus. so the damage due to the lipid peroxidation by the ROS will also be up to small extent only.

The glutathione peroxidase will catalyze the breakdown of lipid peroxides into water or respective alcohols and oxygen. Whereas, the de novo enzyme will repair the damaged lipids, proteins.

Overall, the superoxide anions and therefore the produced ROS will dissolve the virus whereas the damage due to lipid peroxidation due to superoxide anions and the other ROS in the membranes of the organelles of the cell will be controlled by the antioxidants (SOD, CAT and glutathione peroxidase) so that the lipid peroxides will be broken down into water or respective alcohol and oxygen while the de novo enzyme will repair the damaged lipids and proteins.

Abbreviation:

1. As, out of the total produced superoxide anions, only a few can reach up to DNA of the invader, so the superoxide anions that can reach up to the DNA of the invader and then initiate the process of oxidation are called as capable superoxide anions.

6. How to tend the cell to achieve proper rate of oxidative phosphorylation process which is required by it :- By supplying(or flooding) the enough oxygen to the cell, we can tend the cell to achieve the required rate of oxidative phosphorylation process. .

7. How to flood the oxygen :

(1).By using the oxygen cylinder to help the lungs of patient to breathe in.

(2).By injecting a solution having 3 percent concentration of hydrogen peroxide in the body of patient affected by virus (like corona virus, swine influenza virus ,AIDS virus) or bacteria , we can flood the oxygen.

8 .How the hydrogen peroxide works : In the blood, due to the plasma glutathione peroxidase and the catalase enzyme found in red blood cells, the hydrogen peroxide decomposes into water and oxygen.



Thus, the hydrogen peroxide supplies additional oxygen to the cell other than the oxygen which is inhaled by the lungs and then supplied to the cell through blood. Thus the hydrogen peroxide helps the person to achieve the normal blood oxygen level which couldn't be achieved by the person, though the person was using oxygen cylinder to breathe in with his own lungs. Thus, the hydrogen peroxide helps the lungs to fulfill the required level of oxygen in the cell. So, by injecting a solution having 3 percent concentration of hydrogen peroxide in the blood of patient, we can help the patient to achieve the required level of oxygen in the blood. It is harmful to cell, When a cell directly comes in contact with hydrogen peroxide .Therefore a person should not swallow it. so, we should inject the 3 percent solution of hydrogen peroxide with a flow rate of 1kg/hour or less directly into the blood of patient.

By, injecting the 1kg amount of 3 percent hydrogen peroxide solution per hour in the blood, we can inject 30 gram hydrogen peroxide per hour in the blood.

Molecular weight of hydrogen peroxide can be calculated by putting the values of atomic masses of hydrogen and oxygen respectively .

$$1.00794*2+15.9994*2 = 34.01468$$

So, in the hydrogen peroxide, the mass percentage of oxygen is -

$$15.9994*2*100/ 34.01468 = 94.07 \text{ percent}$$

Means, there the out of the total injected 30 gram hydrogen peroxide per hour , the oxygen contributes -

$$30 \text{ gram} *94.07/100 = 28.2 \text{ gram}$$

But, the hydrogen peroxide ,in the blood , decomposes into a water molecule and an oxygen atom. So, when, we inject 3 percent hydrogen peroxide solution with a flow rate of 1kg per hour into the blood, we supply only 28.2/2 gram oxygen per hour .That is 14.1 gram oxygen per hour. But $14.1/60 \text{ gram} = 0.235 \text{ gram}$

So, by injecting the 1kg amount of hydrogen peroxide per hour into the blood, we can supply 0.235 gram oxygen per minute.

Conclusion :-

Here, due to adding oxygen radicals to the sugar of the nucleotide of virus the nucleotide of virus is dissolved.

So, by injecting a solution having 3 percent concentration of hydrogen peroxide into the blood (patient body) ,we can cure disease caused due to virus of any family of likewise corona virus, polio virus, influenza virus and bacteria and fungi. . You can test this above said solution to AIDS affected person also if the disease is not in its critical stage.

9.How the hydrogen peroxide helps the infected cell to kill the virus or bacteria :

When there is not enough level of oxygen in the cell, the cell use 'glycolysis to fermentation process ' to produce energy. In this process, there in the cell, the lesser number of ATPs are produced and the ROS are also not produced to kill the virus /bacteria present in the cell. So, the cell is going to die due to two reasons. First due to lack of ATP and second due to lack of ROS.

When we use the 3 percent hydrogen peroxide to inject in the blood of the patient, the hydrogen peroxide by supplying the additional oxygen (the oxygen other than being inhaled by the lungs) will fulfill the level of oxygen (what it is required) in the cell and thus will tend the cell to use glycolysis and then oxidative phosphorylation process .Thus, the hydrogen peroxide by fulfilling the required level of oxygen, tends the cell to achieve the required rate¹ of oxidative phosphorylation process so that the cell can produce proper (or required) amount of ATP to perform its functions and also can produce proper amount of superoxide anions so that, though most of them will be dismutated by the SODs, a few of them will reach up to DNA(or RNA) of the virus(or bacteria) and these few superoxide anions will initiate the process of oxidation of sugar of the nucleotide of the virus or bacteria.

The ROS (the carbon dioxide radical produced to reaction between the superoxide anions and the sugar of the nucleotide) removes hydrogen atoms from the sugar of the adjacent nucleotide which in turn reacts with the molecular oxygen and from water. The hydrogen peroxide, by supplying the molecular oxygen in the cell to the ROS ,helps the ROS so that the ROS can dissolve the virus (or bacteria) completely.

The SOD needs protons to dismutase the ROS that have dissolved the virus (or bacteria). Due to the additional oxygen supplied by the hydrogen peroxide, the cell achieved the normal (or required) rate of cellular respiration which produce protons also.The SODs with the help of these protons can combat the ROS (that have dissolved the virus or bacteria) and can protect the organelles of the cell to be oxidized by the ROS.

Abbreviation :

1.The cell division is governed by the nucleus so the production of energy (ATP) and therefore the rate of oxidative phosphorylation process is also governed by the nucleus (the genes). Which shows that the required rate of oxidative phosphorylation process differs person by person and also differs by the age group. That is why, there the required (normal) level of oxygen differs person by person and also differs by the age group.

10.How the superoxide anions gradually break down the DNA (or RNA or protein or lipids) of the virus or bacteria or fungi which is present in the cell :

There is a signal (alarm) system in the cell likewise a fire brigade system connected to a sensor (alarm). When the oxidants (superoxide anions) initiates the process of oxidation (burning) of DNA (or RNA or protein or lipids) of the invader (virus or bacteria or fungi) ,there at that point in the cytosol ,the concentration of the antioxidants increases and the antioxidants reaches to the ROS (which is oxidizing the

DNA or RNA or protein or lipids) and then dismutase or degrade these ROS and thus the antioxidants stops the oxidation (the burning process).

But, the following capable superoxide anions (produced due to the succeeding oxidative phosphorylation process again initiate the process of oxidation of DNA (or RNA or protein or lipids) of the invader and again antioxidant reaches at there and dismutase them -the produced ROS. And, thus antioxidants again stops the oxidation process (-the burning process).

Thus, by continues efforts, the superoxide anions gradually breakdown the DNA (or RNA or protein or lipids) of the invader (virus/bacteria/fungi).

Conclusion : Thus there is a continuous war between the oxidants (the superoxide anions along with other ROS) and antioxidants (the SODs along with other enzymes) in which ,for a healthy person ,the antioxidants always win the battle.

Thus, there in the cell, the antioxidants in trying to protect the cell from the oxidants, the antioxidants also have to protect the invader (virus or bacteria or fungi which is present in the cell) from the oxidants. Thus the cell itself has to protect the invader present in it.

As the superoxide anions gradually breakdown the invader (virus /bacteria /fungi), so more the number of invaders in a cell, more will be the time taken by the superoxide anions to dissolve the invaders.

Similarly, more the amount of protein, lipids the invader consists of, more will be the time taken by the superoxide anions to dissolve the invader. Similarly, longer the chain of nucleotides which are the constituents of the invader, more will be the time taken by the superoxide anions to dissolve the invader. That is why, the corona virus and AIDS virus will take different times (days) to be dissolved by the superoxide anions.

11. Whether to inject 3 percent hydrogen peroxide solution with a flow rate of 1 kg/hour into the blood is safe for human being or not.

One molecule of the catalase enzyme can efficiently catalyse the decomposition of over 6000,000 hydrogen peroxide molecules into water and oxygen per second. The RBC contains a large amount of catalase enzyme to decompose the hydrogen peroxide. The GPX3 (glutathione peroxidase 3) is extracellular enzyme and is abundant in plasma and can efficiently decompose the hydrogen peroxide into water and oxygen.

So, though the amount of plasma glutathione peroxidase with the amount of the catalase enzyme found in RBC is enough efficient to decompose the hydrogen peroxide being supplied in the blood with a flow rate of 0.5 gram/minute into water and oxygen, anyone, only after a successful experiments either in vitro or in vivo, can declare whether to inject 3 percent hydrogen peroxide solution with a flow rate of 1 kg/hour is safe for human beings or not.

12. what amount of 3 percent hydrogen peroxide solution should be supplied to the patient.

If we inject (keep flow of) 1kg amount of 3 percent hydrogen peroxide solution per hour into the blood, we can supply 0.235 gram oxygen per minute.

If, we see that the SpO₂ reading is much low and the normal blood oxygen level can't be achieved fastly by the small amount - the 0.235 gram oxygen per minute which is being

supplied by keeping the flow rate of hydrogen peroxide 1kg per hour. Then, to increase the supply of oxygen by the hydrogen peroxide, there if we inject(by keeping the flow of) 1 kg amount of 3 percent hydrogen peroxide per hour at four different locations of veins in the different parts (like hands) of body , then we can increase the supply of oxygen amount by 4 times the 0.235 gram oxygen per minute. That is then we can supply 0.94 gram oxygen per minute which is ulmost half of the amount normally inhaled by the person per minute.

13.How the hydrogen peroxide helps the patient first to achieve normal blood oxygen level and then further to keep the normal blood oxygen level maintained :

At rest a person inhales 1.8 to 2.4 grams of oxygen per minute. If we inject (keep flow of) 1kg amount of 3 percent hydrogen peroxide solution per hour into the blood, we can supply 0.235 gram oxygen per minute.

If, we see that the S_pO_2 reading is much low and the normal blood oxygen level can't be achieved fastly by the small amount - the 0.235 gram oxygen per minute which is being supplied by keeping the flow rate of hydrogen peroxide solution 1kg per hour. Then, to increase the supply of oxygen by the hydrogen peroxide, there if we inject(by keeping the flow of) 1 kg amount of 3 percent hydrogen peroxide per hour at four different locations of veins in the different parts (like hands) of body , then we can increase the supply of oxygen amount by 4 times the 0.235 gram oxygen per minute. That is then we can supply 0.94 gram oxygen per minute which is ulmost half of the amount normally inhaled by the person per minute. So, when there if the efficiency of the lungs is only 50 percent or less, even then, by increasing the amount of oxygen ,we can help the person to achieve the normal oxygen level -the S_pO_2 reading of 95 percent.

So, there the flow rate of amount of hydrogen peroxide may be 1 kg / hour or 2 kg / hour or 3 kg/hour or 4 kg/hour to supply the 0.235 gram oxygen per minute , 0.47 gram oxygen per minute, 0.705 gram oxygen per minute, 0.94 gram oxygen per minute respectively as per requirement of oxygen in the blood of the patient.

(a) use the oxygen cylinder to help the lungs to breathe in.

(b) Supply the glucose to the body of the patient as the glucose is the fuel for the cellular respiration. (Here, the glucose that is to be supplied to the patient, should not be mixed with hydrogen peroxide.)

(c) Keep the flow of the 3 percent hydrogen peroxide solution directly in the blood of the suspected person for a short time till the level of oxygen in the blood of person is not maintained. That is till the S_pO_2 reading rises from 92 percent or below to approximately 95 percent. Then, by keeping the flow rate (amount) of hydrogen peroxide same or decreasing the

flow rate (amount) of hydrogen peroxide being supplied to the blood, try to keep the S_pO_2 reading constant at 95 percent. But, if, we are decreasing the amount of hydrogen peroxide being supplied, but, still the S_pO_2 reading is rising above to 95 percent. Then, stop the flow of hydrogen peroxide to avoid the diverse effects of oxygen toxicity. And keep the supply of oxygen to the lungs by the oxygen cylinder only. But, even then, if the S_pO_2 reading is rising above 95 percent then stop the supply of oxygen to lungs by the oxygen cylinder and also stop the supply of glucose

14. How the hydrogen peroxide helps the cell in comparison to drugs

When there is low level of oxygen and the cell is using glycolysis to fermentation process to produce energy then by fulfilling the level of oxygen in the cell, the hydrogen peroxide tends the infected cell to use ' glycolysis to oxidative phosphorylation process ' to produce energy. So, in the cell, due to required level of oxygen and therefore the required rate of oxidative phosphorylation, the proper amount of superoxide anions will be produced so that, out of them, some of the superoxide anions will dissolve the DNA of the virus.

In this condition when there is low level of oxygen and cell is using 'glycolysis to fermentation process ' to produce energy, there is an uncertainty whether the drugs can induce ROS in the cell or not.

When there is low level of oxygen but not so much low so the cell is still using oxidative phosphorylation process with slow rate to produce energy. In this case also, the hydrogen peroxide by supplying additional oxygen, will help the cell to achieve the required (or normal) level of oxygen and therefore to attain the proper rate of oxidative phosphorylation process during which the proper amount of super oxide anions will be produced so that, out of them, some of the superoxide anions (those are escaped to be dismutated by the SODs) will dissolve the virus.

But in this case, when there is low level of oxygen but not so much low so the cell is still using oxidative phosphorylation process with slow rate, there is an uncertainty whether the drugs can induce proper amount of ROS to kill the virus or not.

15. what are the main differences between the drugs and the 3 percent concentrated hydrogen peroxide when supplied to the patient :

The drugs induce only ROS in the cell but do not supply the oxygen to the cell. so the drugs can't tend the cell to use oxidative phosphorylation process. But the hydrogen peroxide supplied to patient, in turn supplies the oxygen to the cell to fulfill the level of oxygen and thus tends the cell to use oxidative phosphorylation process which in turn will produce ATP for its proper functioning and superoxide anions to kill the invader.

Thus in a cell, the drugs can induce ROS to kill the invader but the hydrogen peroxide can induce both the energy (ATP) and ROS (the superoxide anions) to kill the invader.

16. If a person is suspected of carrying corona virus disease, swine influenza virus disease then how to treat :-

A normal blood oxygen level varies between 75 mm Hg and 100 mm Hg. A blood oxygen level below 60 mm Hg is considered as low. The blood oxygen level should not reach up to 110 mm Hg otherwise there will be a strain on lungs or due to the the oxygen toxicity the body will be adversely affected.

An S_pO_2 reading is an estimation of the amount of oxygen in the blood. An S_pO_2 reading of 95 percent or greater is generally considered to be a normal oxygen level. However, an S_pO_2 reading of 92 percent or less suggests that the blood is poorly saturated. Means that an S_pO_2 reading of 92 percent or less indicates that there is deficiency in oxygen reaching cells in the body.

At rest a person inhales 1.8 to 2.4 grams of oxygen per minute. If we inject the 3 percent hydrogen peroxide solution with a flow rate of 1kg per hour into the blood, we can supply 0.235 gram oxygen per minute into the blood.

If, we see that the S_pO_2 reading is much low and the normal blood oxygen level can't be achieved fastly by the small amount - the 0.235 gram oxygen per minute which is being supplied by keeping the flow of 1kg hydrogen peroxide per hour. Then - to increase the supply of oxygen by the hydrogen peroxide, there if we inject(by keeping the flow of) 1kg amount of 3 percent hydrogen peroxide per hour at four different locations of veins in the different parts (like hands) of body , then we can increase the supply of oxygen amount by 4 times the 0.235 gram oxygen per minute. That is then we can supply 0.94 gram oxygen per minute which is ulmost half of the amount normally inhaled by the person per minute. So, when there if the efficiency of the lungs is only 50 percent or less, even then, by increasing the amount of oxygen ,we can help the person to achieve the normal oxygen level -the S_pO_2 reading of 95 percent.

So, there the flow rate of amount of hydrogen peroxide may be 1 kg / hour or 2 kg / hour or 3 kg/hour or 4 kg/hour to supply the 0.235 gram oxygen per minute , 0.47 gram oxygen per minute, 0.705 gram oxygen per minute, 0.94 gram oxygen per minute respectively as per requirement of oxygen in the blood of the patient.

In these cases, the lungs can't inhale proper amount of oxygen. so when we inject the 3 percent hydrogen peroxide in the blood ,the hydrogen peroxide supplies additional oxygen and

reduces the stress on the cells of lungs so that cells of lungs can use the required amount of oxygen for themselves also.

When there is low level of oxygen and the cell is using 'glycolysis to fermentation process' to produce energy then by fulfilling the level of oxygen in the cell, the hydrogen peroxide tends the infected cell to use glycolysis to oxidative phosphorylation process to produce energy. So, in the cell, due to required level of oxygen and therefore the required rate of oxidative phosphorylation, the proper amount of superoxide anions will be produced so that, out of them, some of the superoxide anions will dissolve the DNA of the virus.

In this condition when there is low level of oxygen and cell is using 'glycolysis to fermentation process' to produce energy, there is an uncertainty whether the drugs can induce ROS in the cell or not.

When there is low level of oxygen but not so much low so the cell is still using oxidative phosphorylation process with slow rate to produce energy. In this case also, the hydrogen peroxide by supplying additional oxygen, will help the cell to achieve the required level of oxygen and therefore to attain the proper rate of oxidative phosphorylation process during which the proper amount of super oxide anions will be produced so that, out of them, some of the superoxide anions (those are escaped to be dismutated by the SODs) will dissolve the virus.

But in this case, when there is low level of oxygen but not so much low so the cell is still using oxidative phosphorylation process with slow rate, there is an uncertainty whether the drugs can induce proper amount of ROS to kill the virus or not.

A person is suspected of carrying these diseases when physically he / she is facing difficulties to breathe in and by medically there is low level of oxygen in his /her blood.

In these cases, the cells of lungs are infected so the cells of lungs can't inhale proper amount of oxygen and then supply it to other organs of the body through the blood.

So, treat a suspected person as described below :

- (a) use the oxygen cylinder to help the lungs to breathe in.
- (b) Supply the glucose to the body of the patient as the glucose is the fuel for the cellular respiration. (Here, the glucose that is to be supplied to the patient, should not be mixed with hydrogen peroxide.)
- (c) Keep the flow of the 3 percent hydrogen peroxide solution directly in the blood of the suspected person for a short time till the level of oxygen in the blood of person is not

maintained. That is till the S_pO_2 reading rises from 92 percent or below to approximately 95 percent. Then, by keeping the flow rate (amount) of hydrogen peroxide same or decreasing the flow rate (amount) of hydrogen peroxide being supplied to the blood, try to keep the S_pO_2 reading constant at 95 percent. But, if, we are decreasing the amount of hydrogen peroxide being supplied ,but, still the S_pO_2 reading is rising above to 95 percent .Then, stop the flow of hydrogen peroxide to avoid the diverse effects of oxygen toxicity. And keep the supply of oxygen to the lungs by the oxygen cylinder only .But, even then, if the S_pO_2 reading is rising above 95 percent then stop the supply of oxygen to lungs by the oxygen cylinder and also stop the supply of glucose.

Out of the suspected persons, most of them will be able to maintain the normal blood oxygen level with the help of their own lungs that is there the S_pO_2 reading of 95 percent approximately will be maintained for more time (hours). Such persons will get report negative in corona virus or swine influenza virus.

If the report of the person regarding to corona virus or swine influenza virus is negative. Firstly, we tried to keep the S_pO_2 reading constant at 95 percent approximately. But, as the oxygen saturation level -the S_pO_2 reading tried to rise above to 95 percent, we have stopped the flow of hydrogen peroxide and also the supply of oxygen by oxygen cylinder and thus we have only helped the patient to achieve the normal level of oxygen and also have saved him from oxygen toxicity. So, discharge the person. Do not worry. By the hydrogen peroxide, you have supplied him nothing except oxygen .With the help of this additional molecular oxygen, the cell has achieved the required level of oxygen and therefore the proper rate of oxydative phosphorylation process during which the proper amount of superoxide anions were produced which in turn were dismutated by the SODs into peroxide and peroxide were degraded into water or respective alcohol and oxygen. Thus the suspected person, due to hydrogen peroxide, the person has activated the defence antioxidants. So, the suspected person who's report in corona virus is negative has got more better immune system.

But some of the suspected persons, with the help of their own lungs, will not be able to keep their blood oxygen level maintained for more time (hours) that is the SpO_2 reading will decrease from 95 percent to 92 percent or below again. Such persons will get report positive in corona virus.

If the report of the person regarding to the corona virus, swine influenza virus disease is positive -

In this case also,

(a) Use the oxygen cylinder to help the lungs.

(b) supply the glucose to the body of the patient.

(c) Keep the flow of the 3 percent hydrogen peroxide solution directly in the blood of the patient till the level of oxygen in the blood of the patient is not maintained. That is till the S_pO_2 reading rises from 92 percent or below to 95 percent approximately again. Then, in this case also by keeping the flow rate (amount) of hydrogen peroxide same or decreasing or again increasing the supply (amount) of hydrogen peroxide, we will try to keep the reading constant at 95 percent approximately. But, if we are decreasing the supply of hydrogen peroxide and even though, the S_pO_2 reading is rising above the 95 percent, we should stop the supply of hydrogen peroxide and allow the person to use oxygen cylinder only to breathe in. . But, even then if the S_pO_2 reading is still rising above 95 percent then also stop the supply of oxygen being supplied by the oxygen cylinder to the lungs.

In this case the person must not be able to keep his oxygen saturation level - the S_pO_2 reading of 95 percent for long time (hours) with his own lungs ,though he has once achieved the S_pO_2 reading more than 95 percent .so, we have to stop the supply of hydrogen peroxide. so there the blood oxygen level will soon decrease that is the S_pO_2 reading will again decrease from 95 percent to 92 percent or below. So, when the S_pO_2 reading again decreases to 92 percent or below, we will have to repeat the above said treatment again.Repeating the same procedure we will again try to achieve the normal oxygen level in the blood of patient by -

(a) keeping the flow of oxygen with the help of oxygen cylinder to help the lungs .

(b) keeping the flow of glucose .

(c) keeping the flow of hydrogen peroxide in the blood of the patient continue till the person again achieves the normal oxygen level - the S_pO_2 reading of 95 percent and then by keeping the flow rate (amount) of hydrogen peroxide same or by decreasing or by increasing the supply (amount) of hydrogen peroxide, try to keep the S_pO_2 reading constant at 95 percent approximately. But, even if we are decreasing the supply of hydrogen peroxide, Still the S_pO_2 reading is going to rise more than 95 percent. Then stop the supply of hydrogen peroxide. . And keep the supply of oxygen to the lungs by the oxygen cylinder only .But, even then, if the S_pO_2 reading is rising above 95 percent then stop the supply of oxygen to lungs by the oxygen cylinder and also stop the supply of glucose

After some time, there the S_pO_2 reading may again decrease from 95 percent to 92 percent or below. So, repeat this treatment for 3 to 4 times or more per day if required. By this we are helping the patient to achieve normal oxygen level in the blood so that the patient can achieve the required rate of oxidative phosphorylation process due to which there the proper amount of superoxide anions will be the produced which in turn will kill the virus.

By chemical reactions, we have come to know that there the limited number of superoxide anions are enough efficient to Set the DNA (or RNA or protein or lipids) of the virus /bacteria on fire. And as the patient has achieved the required(or normal) level of oxygen by timely so the patient will get rid of the respiratory problems caused due to virus within three days (or before) approximately depending on the conditions.

Before to discharge the patient, there the ABG test should be done to know the accurate level of oxygen in the blood of the patient and also should be again diagnosed whether there the corona virus /swine influenza virus is present in the body of patient or not. If the report is negative, discharge the person making him/her to know about some breathing exercises.

If the virus is unknown then you can't diagnose it but the virus is causing respiratory problems or the nervous system problems (headache) in the person, then in this case also treat the person according to the above said method for three days. After treating the person for three days, just check the level of oxygen in the blood of the patient. If, without the use of equipment (oxygen cylinder) and also without the use of medicine (hydrogen peroxide solution), the level of oxygen in the blood of the patient is normal, then be sure that the unknown virus (or bacteria) has dissolved. So, you can discharge the patient by making him to know about some breathing exercises to keep the oxygen level in the blood maintained at the normal level.

So, If the medical research organizations are agreed with the above said treatment then by getting permission from authority of the country, should apply to combat the corona virus or swine influenza virus or any other unknown virus or bacteria that causes respiratory problems in the person.

17.How to treat the person infected by tuberculosis :

In these cases, the lungs can't inhale proper amount of oxygen. so when we inject the 3 percent hydrogen peroxide in the blood ,the hydrogen peroxide supplies additional oxygen and reduces the stress on the cells of lungs so that cells of lungs can use the required amount of oxygen for themselves also.

When there is low level of oxygen and the cell is using the 'glycolysis to fermentation process ' to produce energy then by fulfilling the level of oxygen in the cell, the hydrogen peroxide tends the infected cell to use' glycolysis to oxidative phosphorylation process' to produce energy. So, in the cell, due to required level of oxygen and therefore the required rate of oxidative phosphorylation, the proper amount of superoxide anions will be produced so that, out of them, some of the superoxide anions will dissolve the DNA of the virus.

In this condition when there is low level of oxygen and cell is using the process starting from glycolysis to fermentation to produce energy, there is an uncertainty whether the drugs can induce ROS in the cell or not.

When there is low level of oxygen but not so much low so the cell is still using oxidative phosphorylation process with slow rate to produce energy. In this case also, the hydrogen peroxide by supplying additional oxygen, will help the cell to achieve the required level of oxygen and therefore to attain the proper rate of oxidative phosphorylation process during which the proper amount of super oxide anions will be produced so that, out of them, some of the superoxide anions (those are escaped to be dismutated by the SODs) will dissolve the virus.

But in this case, when there is low level of oxygen but not so much low so the cell is still using oxidative phosphorylation process with slow rate, there is an uncertainty whether the drugs can induce proper amount of ROS to kill the virus or not.

Conclusion : If the report of a person regarding to tuberculosis disease is positive then-

(a) Use the oxygen cylinder to help the lungs to breathe in.

(b) Supply the glucose to the body of patient as the glucose is the fuel for cellular respiration.

(c) Keep the flow of 3 percent hydrogen peroxide solution in the blood of the patient till the level of oxygen in the blood of the patient is not maintained. That is till the S_pO_2 reading rises from 92 percent or below to 95 percent approximately again. Then, in this case also by keeping the flow rate (amount) of hydrogen peroxide same or decreasing or again increasing the supply (amount) of hydrogen peroxide, we will try to keep the S_pO_2 reading constant at 95 percent approximately. But, if we are decreasing the supply of hydrogen peroxide and even though, the S_pO_2 reading is rising above the 95 percent, we should stop the supply of hydrogen peroxide. And keep the supply of oxygen to the lungs by the oxygen cylinder only. But, even then, if the S_pO_2 reading is rising above 95 percent then stop the supply of oxygen to lungs by the oxygen cylinder and also stop the supply of glucose.

After some time, there the S_pO_2 reading may again decrease from 95 percent to 92 percent or below. So, repeat this treatment for 3 to 4 times or more per day if required. By this we are helping the patient to achieve normal oxygen level in the blood so that the patient can achieve the required rate of oxidative phosphorylation process due to which there the proper amount of superoxide anions will be the produced which in turn will kill the virus.

By chemical reactions, we have come to know that there the limited number of superoxide anions are enough efficient to set the DNA (or RNA or protein or lipids) of the virus /bacteria /

fungi on fire. As ,the patient has achieved the required level of oxygen by timely and so after some time (days) the patient will get rid of the tuberculosis disease.

Before to discharge the patient, there the ABG test should be done to know the accurate level of oxygen in the blood of the patient and also should again diagnose whether there the tuberculosis disease is present in the body of patient or not. If the report is negative, discharge the person making him/her to know about some breathing exercises.

So, If the medical research organization are agreed with the above said treatment then by getting permission from authority of the country, should apply to combat the virus (or bacteria or fungi) that causes respiratory problems in the person.

18.How to treat the person infected by AIDS virus :

When there is low level of oxygen and the cell is using ' glycolysis to fermentation process ' to produce energy then by fulfilling the level of oxygen in the cell, the hydrogen peroxide tends the infected cell to use 'glycolysis to oxidative phosphorylation process' to produce energy. So, in the cell, due to required level of oxygen and therefore the required rate of oxidative phosphorylation, the proper amount of superoxide anions will be produced so that, out of them, some of the superoxide anions will dissolve the DNA of the virus.

In this condition when there is low level of oxygen and cell is using 'glycolysis to fermentation process 'to produce energy, there is an uncertainty whether the drugs can induce ROS in the cell or not.

When there is low level of oxygen but not so much low so the cell is still using oxidative phosphorylation process with slow rate to produce energy. In this case also, the hydrogen peroxide by supplying additional oxygen, will help the cell to achieve the required level of oxygen and therefore to attain the proper rate of oxidative phosphorylation process during which the proper amount of super oxide anions will be produced so that, out of them, some of the superoxide anions (those are escaped to be dismutated by the SODs) will dissolve the virus.

But in this case, when there is low level of oxygen but not so much low so the cell is still using oxidative phosphorylation process with slow rate ,there is an uncertainty whether the drugs can induce proper amount of ROS to kill the virus or not.

Conclusion : If the report of a person regarding to AIDS virus is positive then-

(a) Use the oxygen cylinder to help the lungs to breathe in.

(b) Supply the glucose to the body of patient as the glucose is the fuel for cellular respiration.

(c) Keep the flow of 3 percent hydrogen peroxide solution in the blood of the patient till the level of oxygen in the blood of the patient is not maintained. That is till the S_pO_2 reading rises from 92 percent or below to 95 percent approximately again. Then, in this case also by keeping the flow rate (amount) of hydrogen peroxide same or decreasing or again increasing the supply (amount) of hydrogen peroxide, we will try to keep the S_pO_2 reading constant at 95 percent approximately. But, if we are decreasing the supply of hydrogen peroxide and even though, the S_pO_2 reading is rising above the 95 percent, we should stop the supply of hydrogen peroxide. And keep the supply of oxygen to the lungs by the oxygen cylinder only. But, even then, if the S_pO_2 reading is rising above 95 percent then stop the supply of oxygen to lungs by the oxygen cylinder and also stop the supply of glucose.

By chemical reactions, we have come to know that there the limited number of superoxide anions are enough efficient to set the DNA (or RNA or protein) of the virus/bacteria on fire. And as the patient has achieved the required (or normal) level of oxygen by timely so, after some days (months) the patient will get rid of the disease caused due to AIDS virus. depending on the condition.

Before to discharge the patient, there the ABG test should be done to know the accurate level of oxygen in the blood of the patient and also should again diagnose whether there the AIDS virus is present in the body of patient or not. If the report is negative, discharge the person making him/her to know about some breathing exercises.

So, if the medical research organizations are agreed with the above said treatment then by getting permission from authority of the country, should apply to combat the AIDS virus.

19. How to make experiments:

In the blood, Due to the plasma glutathione peroxidase and the catalase enzymes found in RBC, the hydrogen peroxide decomposes into water and oxygen. But when a cell directly comes in contact with the high concentration of hydrogen peroxide, the cell burns. So, by carefully, we can make the following experiments in vitro.

(1) Take some living cells affected by corona virus with blood (having RBC, WBC and platelets) in vitro that has a cultural medium. Now apply the 3 percent concentration of hydrogen peroxide and then after some time (few hours to days), we, with the help of electron microscope, will see that nucleotides (DNA or RNA) of the virus is dissolved while the cell with its all organelles is safe. You will see that blood cells are also safe.

(2) Repeat this experiment taking living cells affected by swine influenza virus with blood (having RBC, WBC and platelets) in vitro that has a cultural medium. Now apply the 3 percent concentration of hydrogen peroxide and then after some time (few hours to days) ,we ,with the help of electron microscope, will see that nucleotides (DNA or RNA) of the virus is dissolved while the cell with Its all organelles is safe. You will see that blood cells are also safe.

(3) Repeat this experiment taking living cells affected by polio virus with blood (having RBC, WBC and platelets) in vitro that has a cultural medium. Now apply the 3 percent concentration of hydrogen peroxide and then after some time (few hours to days) ,we ,with the help of electron microscope, will see that nucleotides (DNA or RNA) of the virus is dissolved while the cell with Its all organelles is safe. You will see that blood cells are also safe.

(4) Repeat this experiment taking living cells affected by the AIDS virus with blood (having RBC, WBC and platelets) in vitro that has a cultural medium. Now apply the 3 percent concentration of hydrogen peroxide and then after some time (few hours to days) ,we ,with the help of electron microscope, will see that nucleotides (DNA or RNA) of the virus is dissolved while the cell with Its all organelles is safe. You will see that blood cells are also safe.

20. How to treat cancer :

Various cancer causing agents activate the oncogenes and deactivate the suppressor genes of nucleus of a normal cell to make it a cancerous cell. The active oncogenes tends the cell to proliferate (divide itself again and again) uncontrollably to make a tumor.

How to cure :

Due to the catalase enzymes and also due to glutathione peroxidase enzymes found in the cell ,the hydrogen peroxide decomposes into water and oxygen. But when there is much more concentration of hydrogen peroxide in the cell, these defence antioxidants unable to decompose all the molecules of hydrogen peroxide at a time. So, the hydrogen peroxide reacts with the lipids of the cell membrane as well as the lipids of the membranes of organelles of the cell and form lipid peroxides. So, due to the formation of uncontrollable lipid peroxides, glutathione peroxidase enzymes can't decompose these lipid peroxides into respective alcohol and oxygen So, due to the formation of uncontrollable lipid peroxides , the cell membrane and also the membranes of the organelles of the cell disrupts. So, when a cell directly comes in contact with the highly concentrated hydrogen peroxide, the cell burns. So, by injecting 35

percent concentration or more of hydrogen peroxide directly into and around the tumor, we can get all the cancerous cells burnt. So that there are no any cancerous cell will remain functional (alive) to proliferate (or to divide itself again and again uncontrollably) to make a tumor.

How to apply :

The cancerous cells make tumor in the specific part of organ of the body. So, firstly apply the 35 concentration of hydrogen peroxide directly into and around to the tumor. After few minutes, only cancerous cells will die. Remove the cancerous cells (the tumor) by the surgery.

We can see the lump of cancerous cells (-the tumor) by the naked eyes. But we can't see all the cancerous cells. So, if we do not apply the hydrogen peroxide first, then, by the surgery only, we can't remove all the cancerous cells. So, after some time (days), these remaining cancerous cells proliferate again and make the tumor at same place of the specific part of the organ.

But, if we treat the cancerous cells (by directly injecting the hydrogen peroxide into and around the tumor) with hydrogen peroxide first, then all the cancerous cells will die (disrupt) and then remove the tumor by the surgery, then there are no any cancerous cell will remain functional (alive) to proliferate to make a tumor.

Due to high concentration of hydrogen peroxide (and so, due to high concentration of oxidants in the cell), the normal cells surrounding the cancerous cells will also have to die (disrupt). But, after some time (days), the remaining normal cells will proliferate to occupy the space produced due to removal of tumor along with some normal cells.

So, if the medical research organization are agreed with the above said treatment then by getting permission from authority of the country, should apply to combat the cancer.

The End